

+ A comprehensive guide to using **ALLEVYN**[◇] Silicone Foam Dressings to help prevent medical device-related pressure injuries

Smith+Nephew

ALLEVYN[◇]
Foam Dressings


Helping you get **CLOSER TO ZERO**[◇] pressure injuries.^{1,2}




The burden of medical device-related pressure injuries (MDRPIs) is considerable and patients of all ages are affected, particularly in the acute-care setting of operating rooms, intensive care units and emergency departments, where devices are intensively used.³

75% of MDRPIs are facility-acquired⁴

1/3 One in three pressure injuries in hospitalised adults are related to medical devices⁵

 **Medical devices are the number one** cause of pressure injuries in children⁶



Covid-19 has led to an increased risk of MDRPIs amongst critically ill patients. Placement in a prolonged prone position, as well as using respiratory support equipment, has increased risks, especially facial injuries.⁷

Frontline staff using personal protective equipment (PPE) for extended number of hours are also at risk of MDRPIs.⁸

MDRPIs can result in:³

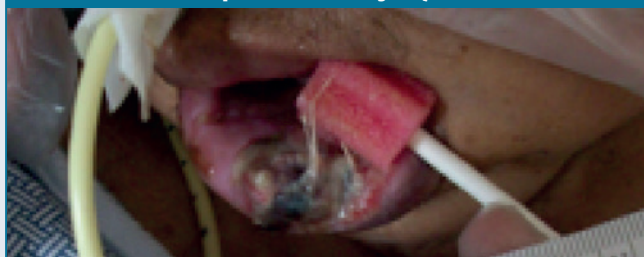
- Increased risk of potentially life-threatening infections, such as sepsis
- Pain and scars, which may be highly visible and cause distress
- Hair loss, altered body image and/or reduced quality of life
- Increased length of stay and use of additional resources

Medical device-related pressure injury



Related to the use of devices and generally conform to the pattern or shape of the device.

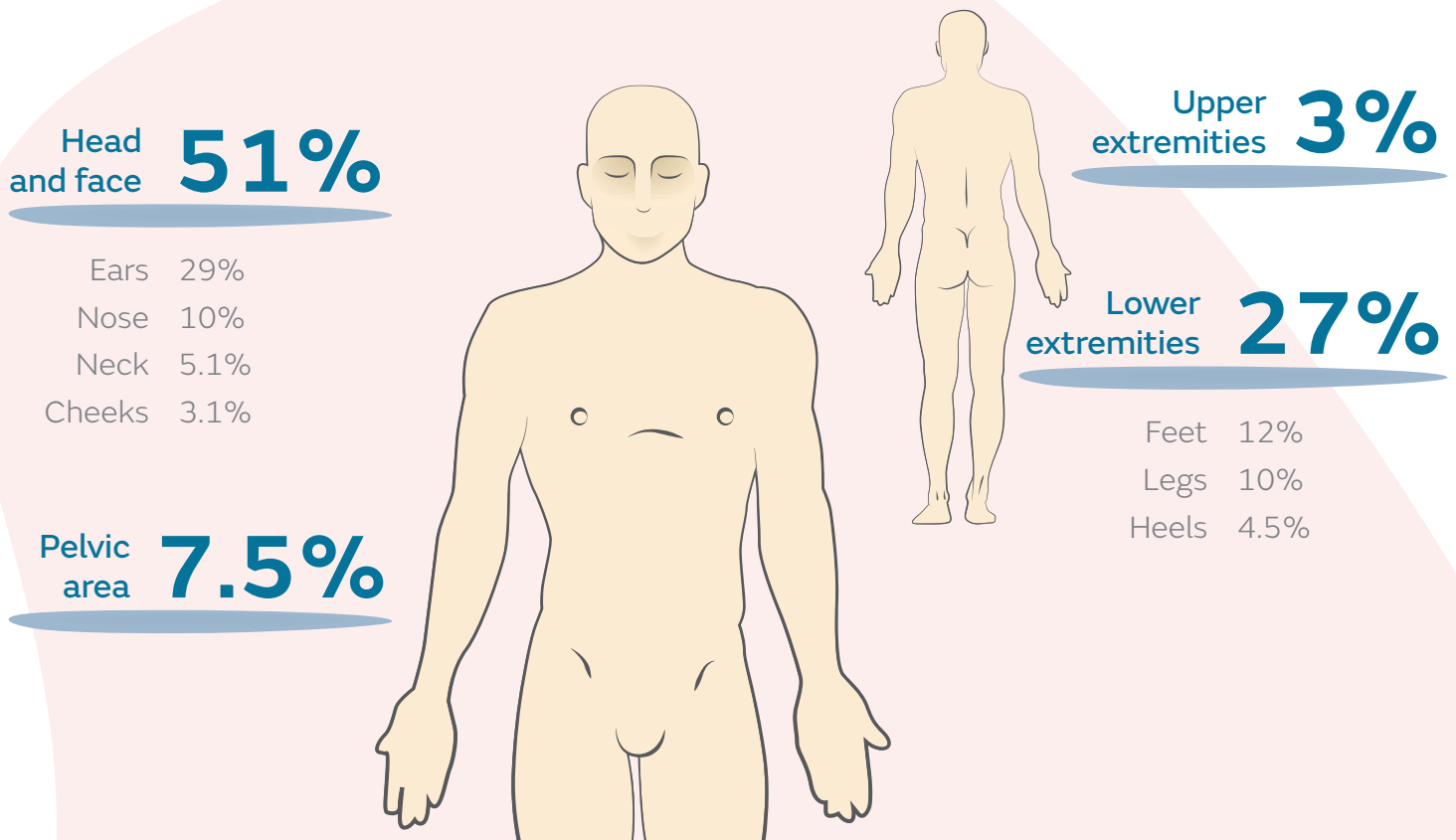
Mucosal membrane pressure injury



Found on mucous membranes with a history of medical device in use at the location of the injury.

Where do MDRPIs occur?

The highest number of MDRPIs occur on the head and face, **with the ears and nose reported most often**, followed by MDRPIs occurring on the feet and legs⁴



Devices which commonly contribute to MDRPI

The presence of a medical device or the insertion site of the device creates a risk of injury. There are certain devices with increased risk, these include:⁴

- Nasogastric tubes
- Nasal cannulas
- CPAP/BiPAP masks
- Cervical collars
- Endotracheal tubes
- Tracheostomy tubes
- Percutaneous endothelial gastrostomy tubes
- Urinary catheters
- Intravenous catheters/tubing

For patients with medical devices, it is essential to implement strategies that **reduce risk** and **offer a high standard of care**.

Follow these top tips when selecting medical devices, as recommended by the international guideline for pressure injury prevention.⁹



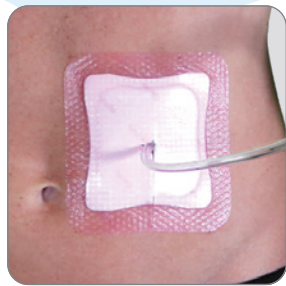
- **Choose the correct size and shape of device** for the individual and ensure that it has the ability to minimise tissue damage
- **Correctly apply and secure the device** according to manufacturer's instructions
- **Regularly monitor the tension** and seek individual's feedback about comfort when possible
- **Use a prophylactic dressing under a medical device** to reduce the risk of pressure injuries, considering:
 - Ability to manage moisture when used with a device in contact with bodily fluids/drainage
 - Ease of application and removal
 - Dressing thickness under tightly-fitted devices
 - Anatomical location and device type
 - Patient comfort
- **In accordance with your protocol, continue to lift and/or move the medical device** for regular skin inspections and reposition for pressure relief
- **If using an oxygen delivery device**, alternate between correctly fitting mask and nasal prongs to reduce the severity of nasal and facial pressure injuries for neonates receiving oxygen therapy (also consider for adults)

ALLEVYN[®] silicone-adhesive dressings can help prevent MDRPIs* SN

Common points of pressure injuries in body caused by devices

Front

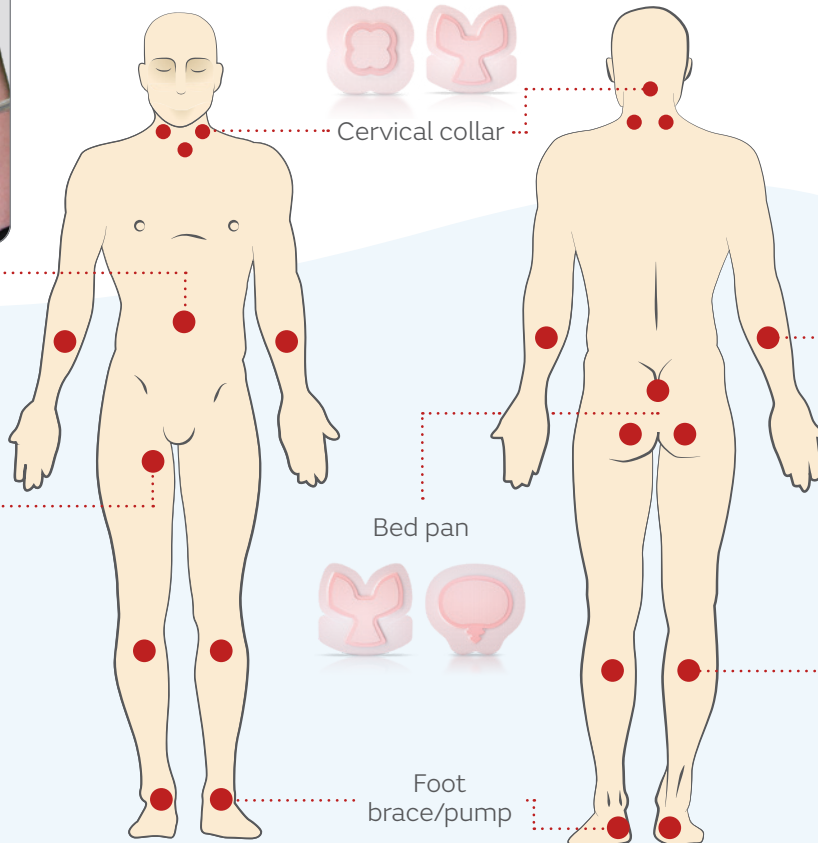
Back



Gastrostomy tube



Urinary catheter



Cervical collar

Arm + leg splint/brace

Bed pan

Foot brace/pump


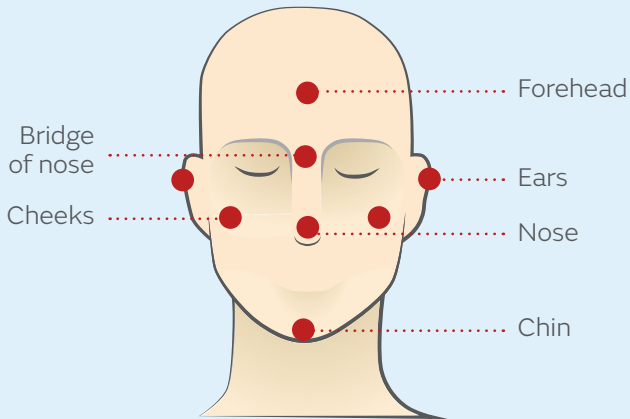


The shapes, types and number of dressings pictured above are an illustration of best practice.^{8,9}

*As part of a pressure injury prevention protocol or prevention bundle

Facial pressure injuries caused by medical devices

Common pressure points on the face caused by medical devices and extended wear from personal protective equipment include the forehead, bridge of nose, cheeks, chin and ears.

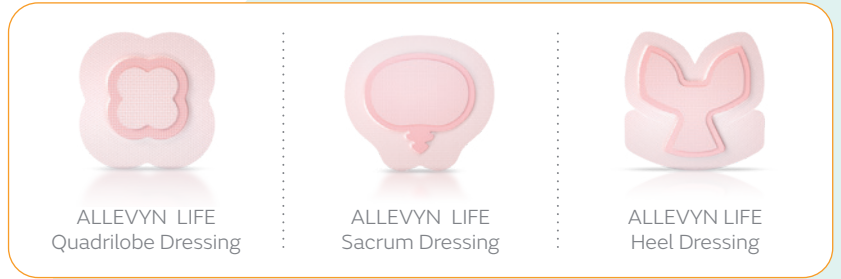


The shapes, types and number of dressings pictured above are an illustration of best practice.^{8,9}

ALLEVYN[®] silicone-adhesive dressings work with a variety of devices and are available in a wide range of shapes and sizes, suitable for fragile and delicate skin^{1,10-15} and can be repositioned,^{12,16-19} to enable regular skin inspections.


ALLEVYN LIFE Dressings

ALLEVYN LIFE Dressings have a unique, conformable^{20,21} design shown to **significantly reduce pressure forces through the dressing**^{*22} and distribute pressure over a larger contact area compared to other traditional foam dressings^{†22}. This makes it suitable to **protect bony prominences** and under larger medical devices such as cervical collars, arm and leg splints.



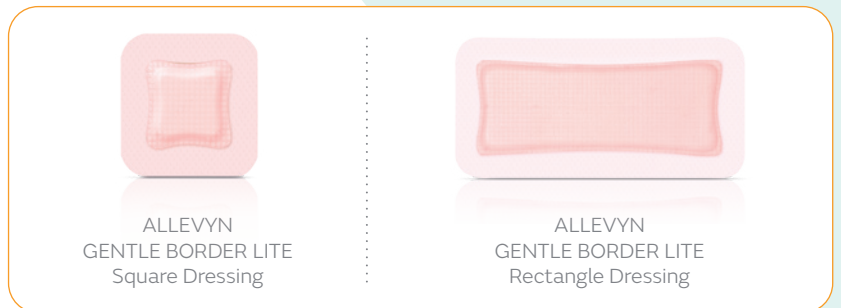
ALLEVYN GENTLE BORDER Dressings

ALLEVYN GENTLE BORDER Dressings feature a multi-way stretch to help conform to awkward areas^{11,23-25} and can be cut,^{‡26} making them **versatile and adaptable for use under devices** such as catheters and other tubing.



ALLEVYN GENTLE BORDER LITE Dressings

ALLEVYN GENTLE BORDER LITE Dressings conform to the contours of the face^{27,28} and help protect skin exposed to pressure and friction.^{27,29-32} **It has been shown to reduce pressure transmission from a face mask by an average of 49%**^{§30} and have been used in the prevention of facial MDRPIs as part of a pressure injury protocol.^{f27}



The use of ALLEVYN Dressings under personal protective equipment (PPE) for maintaining the seal or impact of viral transmission has not been tested

*As demonstrated in laboratory testing; p<0.001; compared to Mepilex™ Border and Optifoam™ Gentle; average and peak pressure forces. †As demonstrated in laboratory testing; p<0.001, compared to Mepilex™ Border. ‡Cutting will compromise the bacterial barrier properties of the dressing. Always use an aseptic technique. Ensure any exposed foam areas are covered with an appropriate film dressing taking care not to cover the entire dressing. §As demonstrated in laboratory testing compared to no dressing. †n=235.

Ordering information

ALLEVYN® LIFE Dressings

Code	Dressing size: border to border	Pad size
66021067	Small 10.3cm x 10.3cm	5.1cm x 5.1cm
66021068	Medium 12.9cm x 12.9cm	7.6cm x 7.6cm
66021069	Large 15.4cm x 15.4cm	10.2cm x 10.2cm
66021070	Extra Large 21cm x 21cm	15.4cm x 15.4cm
66021304	Heel 25cm x 25.2cm	20cm x 20.2cm
66021306	Sacrum Small 17.2cm x 17.5cm	12.3cm x 8.3cm
66021307	Sacrum Large 21.6cm x 23cm	17cm x 12.3cm



ALLEVYN GENTLE BORDER Dressings

Code	Dressing size: border to border	Pad size
66800270	10cm x 10cm	7.5cm x 7.5cm
66800506	25cm x 25.2cm	20cm x 20.2cm
66800959	Multisite 17.1cm x 17.9cm	11.6cm x 12.3cm
66800898	Sacrum Small 17.2cm x 17.5cm	12.3cm x 8.3cm



ALLEVYN GENTLE BORDER LITE Dressings

Code	Dressing size: border to border	Pad size
66800836	5.5cm x 12cm	3cm x 9.5cm
66800833	5cm x 5cm	3cm x 3cm
66801041	Multisite 8cm x 8.4cm	5.4cm x 5.8cm
66801013	Oval 8.6cm x 7.7cm	6.1cm x 4.8cm



For detailed product information, including indications for use, ingredients, directions, contraindications, precautions, warnings, and/or important safety information, please consult each product's package labeling, Instructions for Use (IFU), and/or Drug Facts prior to use.

Smith & Nephew Pty Ltd Australia
 T +61 2 9857 3999
 F +61 2 9857 3900

Smith & Nephew Ltd New Zealand
 T +64 9 820 2840
 F +64 9 820 2841

www.smith-nephew.com/australia
www.smith-nephew.com/new-zealand
 °Trademark of Smith+Nephew. All trademarks acknowledged. 31807-anz V1 10/21

Smith+Nephew

References: 1. Forni C, D'Alessandro F, Gallerani P, et al. Effectiveness of using a new polyurethane foam multi-layer dressing in the sacral area to prevent the onset of pressure ulcer in the elderly with hip fractures: A pragmatic randomized controlled trial. *Int Wound J.* 2018; 15(3):383–390. 2. Lee YJ, Kim JY, Shin WY, Yeon YH. Use of prophylactic silicone adhesive dressings for maintaining skin integrity in intensive care unit patients: A randomised controlled trial. *Int Wound J.* 2019;16(Suppl. 1):36–42. 3. Gefen A, Alves P, Ciprandi G, et al. Device related pressure ulcers: SECURE prevention. *J Wound Care* 2020; 29(Sup2a): S1–S52. 4. Kayser SA, VanGilder CA, Ayello EA, Lachenbruch C. Prevalence and Analysis of Medical Device-Related Pressure Injuries: Results from the International Pressure Ulcer Prevalence Survey. *Adv Skin Wound Care.* 2018;31(6):276–285. 5. Black JM, Cuddigan JE, Walko MA, Didier LA, Lander MJ, Kelpe MR. Medical device related pressure ulcers in hospitalized patients. *Int Wound J.* 2010;7(5):358–365. 6. Delmore B, Deppisch M, Sylvia C, Luna-Anderson C, Nie AM. Pressure Injuries in the Pediatric Population: A National Pressure Ulcer Advisory Panel White Paper. *Adv Skin Wound Care.* 2019;32(9):394–408. 7. Team V, Team L, Jones A, Teede H, Weller CD. Pressure Injury Prevention in COVID-19 Patients With Acute Respiratory Distress Syndrome. *Front Med (Lausanne).* 2021;7:558696. Published 2021 Jan 22. 8. The National Pressure Injury Advisory Panel. NPIAP position statements on preventing injury with N95 MASKS. Accessed 15th July 2021. https://cdnymaws.com/npiap.com/resource/resmgr/position_statements/Mask_Position_Paper_FINAL_fo.pdf. 9. European Pressure Ulcer Advisory Panel, National Pressure Injury Advisory Panel and Pan Pacific Pressure Injury Alliance. Prevention and Treatment of Pressure Ulcers/Injuries: Clinical Practice Guideline. Emily Haesler (Ed) EPUAP/NPIAP/PPPIA: 2019. 10. Joy H, Bielby A, Searle R. A collaborative project to enhance efficiency through dressing change practice. *J Wound Care.* 2015;24(7):312, 314–317. 11. Rafter L, Reynolds T, Rafter M. An audit of patient outcomes in the management of skin tears using silicone dressings. *Wounds UK.* 2016;12(2):70–78. 12. Stephen-Haynes J, Greenwood M. Clinical evaluation of Allevyn Gentle Border Lite within one health trust. *Br J Nurs.* 2011;20(20):36–42. 13. Vowden K, Moiemien N., K. D. An open, prospective randomised, multi-centre clinical evaluation of a hydrocellular silicone foam dressing* in the management of exuding chronic and acute wounds. EWMA; 2011; Brussels, Germany. 14. Hurd T, Gregory L, Jones A, Brown S. A multi-centre in-market evaluation of ALLEVYN Gentle Border. *Wounds UK.* 2009;5(3):16–28. 15. Smith+Nephew 2010. Product Safety Summary: ALLEVYN Gentle Border Lite. Internal Statement. 16. Smith+Nephew 2016. Product Performance of Next Generation ALLEVYN Life. Internal report. (HVT080) GMCA-DOF/08. 17. Clarke B. Positive patient outcomes: The use of a new silicone adhesive foam dressing for pressure ulcer prevention and treatment. Paper presented at: CAET; 2013. 18. Lisco C. Evaluation of a new silicone gel-adhesive hydrocellular foam dressing as part of a pressure ulcer prevention plan for ICU patients. Paper presented at: WOCN; 2013. 19. Smith & Nephew 2008. Allevyn Gentle Border dressings assessment in terms of retention on thighs. Internal report. GMCA-DOF/04. 20. Stephen-Haynes J, Greenwood M. Clinical evaluation of Allevyn Gentle Border Lite within one health trust. *Br J Nurs.* 2011;20(20):36–42. 21. Rossington A, Drysdale K, Winter R. Clinical performance and positive impact on patient wellbeing of ALLEVYN Life. *Wounds UK.* 2013;9(4):91–95. 22. Stephen-Haynes J, Bielby A, Searle R. The clinical performance of a silicone foam in an NHS community trust. *Journal of Community Nursing.* 2013;27(5):50–59. 23. Smith+Nephew 2018. Pressure Redistribution Testing of ALLEVYN Life vs Mepilex™ Border and Optifoam™ Gentle SA. Internal report. DS/18/351/R. 24. Smith+Nephew 2016. ALLEVYN Gentle Border Heel Gen 2 - physical evaluation. Internal report. DS/16/465/R. 25. Hurd T, Gregory L, Jones A, Brown S. A multi-centre in-market evaluation of ALLEVYN Gentle Border. *Wounds UK.* 2009;5(3):32–44. 26. Smith+Nephew 2015. Cutting of ALLEVYN variants. Internal report. DS/14/318/R. 27. Smith+Nephew 2021. PMS 274 ALLEVYN® Gentle Border Lite: PMCF ACTIVITY SUMMARY REPORT. Internal report. 28. Smith+Nephew 2010. ALLEVYN Gentle Border Lite Dressing Physical Properties. Internal report. DS/10/100/R1. 29. Smith+Nephew 2021. Pressure Redistribution Testing of Allevyn Gentle Border Lite. Internal report. DS/21/336/R. 30. Smith+Nephew 2021. Pressure Transmission of Face Mask over ALLEVYN Gentle Border and Mepilex™ Border Lite. Internal report. DS/21/274/R. 31. Smith+Nephew 2012. Friction Testing Comparison of ALLEVYN Gentle Border Lite versus other Competitor Products. Internal report. DS/11/125/R1. 32. Smith+Nephew 2019. Properties of ALLEVYN life advanced wound care dressing that can contribute to the effective use as part of a Pressure Injury Prevention protocol. Internal Report. RD/19/177.