



Significant improvements in patient-reported outcomes including all KOOS sub-domains from preoperative values were sustained beyond 24 months after ACL reconstruction with the ULTRABUTTON[®] Adjustable Fixation Device

+ Plus points


At final follow-up >24 months after surgery and compared to preoperative values, patients reported:



38
point improvement in
KOOS quality of life
after ACL reconstruction
with the ULTRABUTTON
Device (p<0.0001)



17
point improvement
in **KOOS activities of
daily life** after ACL
reconstruction with the
ULTRABUTTON Device
(p<0.0001)



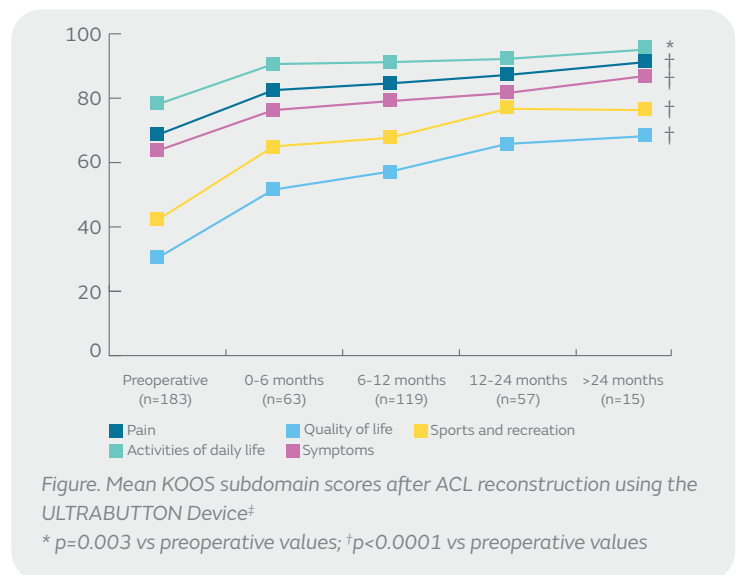
Significant
improvements in all
other KOOS subscales
after ACL reconstruction
with the ULTRABUTTON
Device (p=0.003)

Overview

- Smith+Nephew analysis of a bespoke report provided by the New Zealand ACL Registry describing patient-reported outcomes for 183 patients receiving ACL reconstruction with the ULTRABUTTON Device
- Values for Knee injury and Osteoarthritis Outcome Score (KOOS) subdomains were recorded preoperatively and at regular intervals after surgery
- Data were statistically analysed by the Smith+Nephew Clinical and Biostatistics team

Results

- Significant improvements in mean scores for all KOOS subdomains from preoperative values were sustained beyond 24 months after ACL reconstruction with the ULTRABUTTON Device (p≤0.003; Figure)
 - All scores increased at each time point
- At the final assessment >24 months after surgery, mean improvements in KOOS subdomains from preoperative values were:
 - Activities of daily living: +17.1
 - Pain: +22.7
 - Quality of life: +38.0
 - Sports and recreation: +34.3
 - Symptoms: +23.3



Conclusions

Patients receiving ACL reconstruction using the ULTRABUTTON Device had significant improvements in all KOOS domains from preoperative values, which increased over time and were sustained more than 24 months after surgery.

Citation

* Smith+Nephew, 2020. MAP 627: 2019 New Zealand ACL Registry Implant Report.

[‡] Mean values reported are observed values from the NZ ACL Registry. All statistical analysis was performed on LSM means of observed values