



Active, yet simple
deployment, now with
a curved approach

 **smith&nephew**
SUTUREFIX
All-Suture Anchor

Supporting healthcare professionals

Active, yet simple deployment, now with a curved delivery system



The SUTUREFIX All-Suture Anchor delivery system tells you when the anchor has deployed via audible, tactile and visual cues.^{1,2} New curved guides are designed to aid in suture anchor placement during drilling and insertion.

SUTUREFIX All-Suture Anchor Family

Designed to increase the reliability of anchor fixation,³ the SUTUREFIX All-Suture Anchor lets you know when it deploys, because you can *feel* it and *hear* it. Other all-suture anchors require you to pull on the suture strands to deploy the anchors and don't offer distinct feedback as to whether or not successful anchor deployment has taken place. But the active deployment mechanism of SUTUREFIX All-Suture Anchors makes deployment more certain with a tactile and audible "click," and do not require manual tensioning.^{1,2,3}



Once the anchor has been tapped into the pilot hole, deployment is achieved by pulling back the deployment mechanism.



As the anchor deploys, it expands laterally in the drill hole, and against the steel inserter.



Once the deployment mechanism is pulled all the way back, a "click" can be heard confirming deployment into the bone.²

Deploys against the inserter, not cortical bone

The majority of all-suture anchors rely on first-generation technology that requires the suture strands to be pulled back against the cortical bone in order to deploy them.² In comparison, SUTUREFIX All-Suture Anchors represent a second-generation deployment mechanism in which the anchor deploys against the steel inserter rather than the bone itself,² so deployment is therefore less dependent upon bone density.



When SUTUREFIX anchors deploy, they form a construct against the steel inserter tube, not the cortical bone as required by first-generation all-suture anchors.²

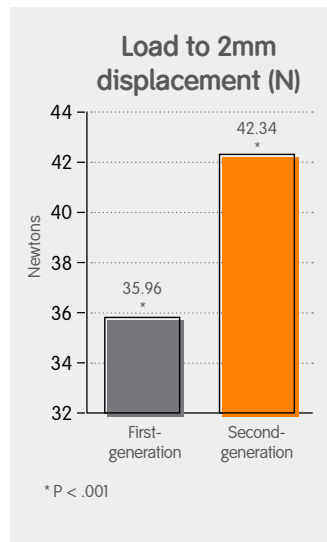
Significantly better displacement than first-generation all-suture anchors²

SUTUREFIX All-Suture anchors showed a significantly higher force required to displace 2mm as compared to first generation all-suture anchors (represented here by the Biomet JuggerKnot® Soft Anchor)².

Analysis of variance (ANOVA) test to compare the first- and second-generation suture anchor groups.


First-generation all-suture anchor: Biomet JuggerKnot® Soft Anchor.

Second-generation all-suture anchor: Smith & Nephew SUTUREFIX All-Suture Anchor.



Compact size

Available single-loaded (1.7 mm) or double-loaded (1.9 mm), the SUTUREFIX All-Suture Anchor's small diameter allows you to place multiple anchors for increased points of fixation. This also creates a large, evenly distributed surface area of tissue compression, providing greater tissue-to-bone contact¹ for a secure repair.



Single-loaded 1.7 mm anchor

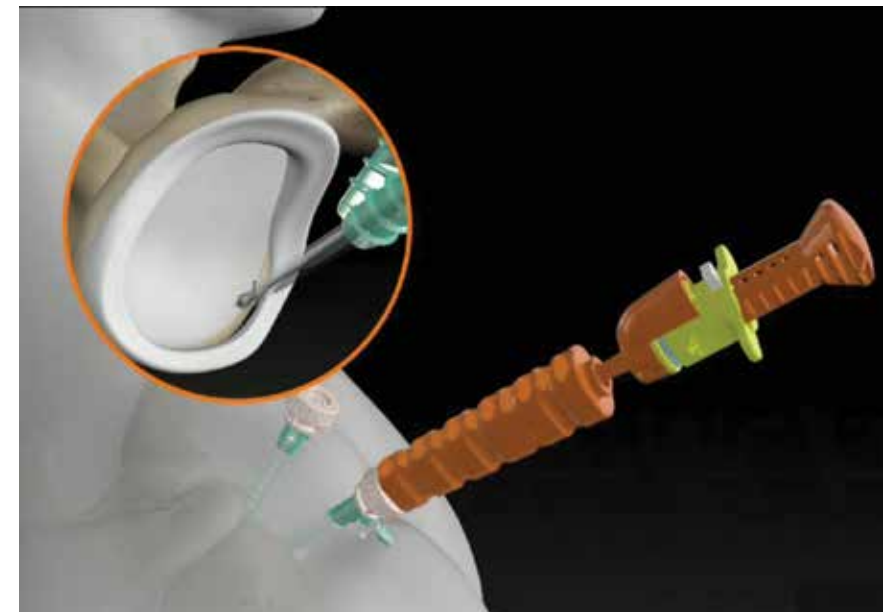


Double-loaded 1.9 mm anchor

The cannulated obturator allows for a percutaneous approach, easing access to the inferior portion of the glenoid for those surgeons who prefer a straight guide. Single- and double-loaded options allow surgeons to choose the most suitable repair, based on pathology.

Increased bone conservation through smaller bone voids²

Because of its small size, the 1.7mm SUTUREFIX All-Suture Anchor requires a smaller pilot hole than larger, hard anchors, resulting in less bone removal and greater bone conservation.^{2,3} In addition, the short, small-diameter tunnels may reduce the likelihood of tunnel convergence and rim fracture.³



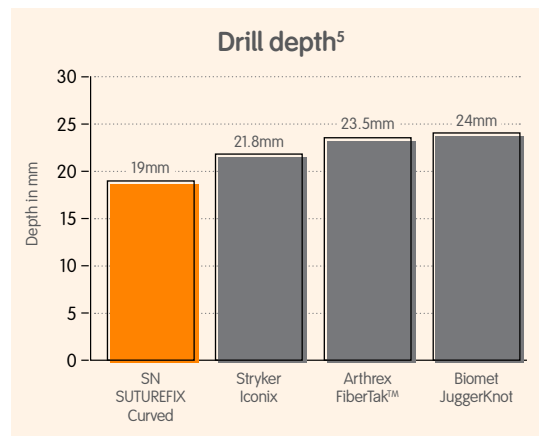
The Curved Guide System improves access to challenging shoulder and hip pathology

The SUTUREFIX[®] CURVED Drill Guide improves access and trajectory when drilling bone tunnels. This may reduce the risk of articular surface perforation, bicortical perforation, and converging tunnels.

Curve comparison⁴

	Smith & Nephew SUTUREFIX	Biomet JuggerKnot [®]	Arthrex FiberTak [™]	Stryker [®] ICONIX [™]	Cayenne Medical SureLock [™]
Length of Curve	.7"	1.25"	2.01"	3.50"	4.31"
Angle	18.4°	15°	11°	12° and 25°	20°
					
	Tighter distal curve		Mid-shaft curve		

The more distally-placed curve of the SUTUREFIX guide is designed to achieve optimal anchor hole vectors for drilling and anchor insertion.



Compared to straight guides, the distally curved guide improves anatomical access

Shoulder

For shoulder applications, the Curved Drill Guide allows anchors to be placed confidently in the inferior aspect of the glenoid.



Hip

For hip labral repair, the Curved Drill Guide is designed to provide improved access to the acetabular rim when compared to traditional straight guides.



Tactile and visual cues

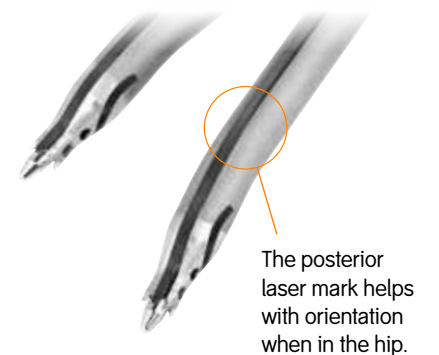
The Curved Drill Guide has helpful visual and tactile cues that facilitate drill guide positioning and anchor placement.



An "orientation bump" provides tactile feedback that corresponds with the direction of the curve.



The crescent-shaped laser mark indicates the orientation of the curvature.



The posterior laser mark helps with orientation when in the hip.

Ordering information

SUTUREFIX ULTRA Suture Anchors and Instrumentation Systems for Shoulder

Reference #	Description
Anchors:	
72203852	SUTUREFIX ULTRA Anchor 1.7mm S with one (#2) ULTRABRAID [®] suture (blue)
72203853	SUTUREFIX ULTRA Anchor 1.7mm S with one COBRAID (#2) ULTRABRAID Suture (blue)
72203854	SUTUREFIX ULTRA Anchor 1.9mm S with two (#1) ULTRABRAID Sutures (COBRAID-blue)
Drills:	
72203855	Twist drill 1.7mm S
72203856	Twist drill 1.9mm S
Drill Guide & Obturators:	
72203857	Drill Guide crown tip, Reusable, S
72203859	Drill Guide Fishmouth tip, Reusable, S
72203861	Obturator, Blunt tip, Reusable, S
72203862	Obturator, Cannulated, Reusable, S
72203863	Obturator, Trocar tip, Reusable, S

SUTUREFIX ULTRA Suture Anchors and Instrumentation Systems for Hip

Anchors:	
72203841	SUTUREFIX ULTRA Anchor 1.7 mm XL with one (#2) ULTRABRAID suture (blue)
72203842	SUTUREFIX ULTRA Anchor 1.7 mm XL with one (#2) ULTRABRAID suture (COBRAID-blue)
Drills:	
72204669	SUTUREFIX ULTRA Drill 1.7mm XL, Disposable
Drill Guide & Obturators:	
72203844	Drill Guide XL, Crown Tip
72203845	Drill Guide XL, Spike Tip
72203846	Obturator XL, Blunt Tip
72203899	Obturator XL, Cannulated, Blunt Tip

Indications for Use

The Smith & Nephew SUTUREFIX Curved Suture Anchors are intended for the secure fixation of soft tissue to bone for the following indications:

- Shoulder: Capsular stabilization (including Bankart repair, anterior shoulder instability, SLAP lesion repairs, capsular shift or capsulolabral reconstructions, rotator cuff tear repairs, biceps tenodesis)
- Hip: Acetabular labrum repair/reconstruction

Sports Medicine
Smith & Nephew, Inc.
150 Minuteman Road
Andover, MA 01810 USA

www.smith-nephew.com
T +1 978 749 1000
US Customer Service:
+1 800 343 5717

[®]Trademark of Smith & Nephew.
©2019 Smith & Nephew.
All rights reserved.
Printed in USA. 00496 V4 11/19

Supporting healthcare professionals for over 150 years

References

1. Data on file: Report 15002117.
2. Erickson J, Chiarappa F, Haskel J, Rice J, Hyatt A, Monica J, Dhawan A. Biomechanical Comparison of a First- and a Second-Generation All-Soft Suture Glenoid Anchor. *The Orthopaedic Journal of Sports Medicine*, 5(7), 2017.
3. Data on file: Report 15002059
4. Data on file: Report 15002113
5. Data on file: Report 15009634.

Knot Pusher:

72203850	ELITE [®] Knot Pusher XL
----------	-----------------------------------

SUTUREFIX CURVED Suture Anchors and Instrumentation Systems for Shoulder

Reference #	Description
Anchors:	
72204687	SUTUREFIX CURVED Anchor 1.7mm with one (#2) ULTRABRAID suture (blue)
72204688	SUTUREFIX CURVED Anchor 1.7mm with one (#2) ULTRABRAID suture (COBRAID-blue)
72204689	SUTUREFIX CURVED Anchor 1.9mm with two (#1) ULTRABRAID sutures (blue)
Drills:	
72204690	SUTUREFIX CURVED 1.7, Shoulder Flexible Drill
72204691	SUTUREFIX CURVED 1.9, Shoulder Flexible Drill
Drill Guide & Obturators:	
72204692	SUTUREFIX CURVED Shoulder Drill Guide, Crown tip, Reusable
72204694	SUTUREFIX CURVED Shoulder Obturator, Reusable
72205141	SUTUREFIX Straight Guide for Ultra/Curved Devices, Shoulder Length

SUTUREFIX CURVED Suture Anchors and Instrumentation Systems for Hip

Anchors:	
72205060	SUTUREFIX CURVED XL Anchor 1.7mm with one (#2) ULTRABRAID suture (blue)
72205061	SUTUREFIX CURVED XL Anchor 1.7mm with one (#2) ULTRABRAID suture (COBRAID-blue)
Drills:	
72205062	SUTUREFIX CURVED 1.7, XL Flexible Drill
Drill Guide & Obturators:	
72205063	SUTUREFIX CURVED XL Drill Guide, Crown tip
72205064	SUTUREFIX CURVED XL Obturator
72205142	SUTUREFIX Straight Guide for Ultra/Curved Devices, XL Length

The Smith & Nephew SUTUREFIX Ultra Suture Anchor is intended for the secure fixation of soft tissue to bone for the following indications:

- Shoulder: Capsular stabilization (including Bankart repair, anterior shoulder instability, SLAP lesion repairs, capsular shift or capsulolabral reconstructions), acromioclavicular separation repairs, deltoid repairs, rotator cuff tear repairs, biceps tenodesis
- Hip: Hip capsule repair (acetabular labrum repair/reconstruction).