

+ A gentle silicone adhesive dressing, providing a moist wound environment for healing and available in a range of shapes and sizes for challenging area¹⁻⁷

Smith+Nephew

ALLEVYN[®]
GENTLE BORDER
Foam Dressing

Application



1 Cleanse the application site, ensuring the surrounding skin is clean, dry and free from excess hair.

Select the appropriate dressing size (ensure the absorbent pad covers the entire wound).

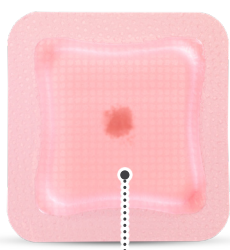


2 Peel back the first liner of the dressing, and apply the adhesive side of the dressing to the skin.




3 If necessary, the dressing can be repositioned as required.


The following pictures give you an indication of when **ALLEVYN GENTLE BORDER** needs to be changed



NO NEED TO CHANGE



NO NEED TO CHANGE



CHANGE DRESSING

Dressing requires changing at 7 days (5 days for sacral variants), unless exudate is within 0.5cm from the edge of the dressing pad - whichever is sooner.⁸⁻¹⁰

Always adhere to local dressing change protocol.

Removal

To remove the dressing, lift one corner of the dressing and slowly peel back until completely removed from the wound



ALLEVYN GENTLE BORDER ordering codes

Size (cm)	S+N Code	Carton
7.5cm x 7.5cm	66800269	10
10cm x 10cm	66800270	10
10cm x 20cm	66800900	10
12.5cm x 12.5cm	66800272	10
15cm x 15cm	66800975	10
17.5cm x 17.5cm	66800273	10
23cm x 23.2cm Heel	66800506	5
16.8cm x 17.1cm Sacrum	66800898	10
21.6cm x 23cm Sacrum	66801031	10
17.1cm x 17.9cm Multisite	66800959	10

For detailed product information, including indications for use, contraindications, precautions and warnings, please consult the product's applicable Instructions for Use (IFU) prior to use.

References 1. Hurd T, Gregory L, Jones A, Brown S. A multi-centre in-market evaluation of ALLEVYN Gentle Border. Wounds UK. 2009;5(3):32-44. 2. Smith & Nephew 2016. ALLEVYN Gentle Border Heel Gen 2 - physical evaluation. Internal Report. DS/16/465/R. 3. Smith & Nephew 2017. ALLEVYN Gentle Border Gen 2 - Physical Evaluation. Internal Report. DS/16/424/R V3. 4. Smith & Nephew 2019. Use of Moisture Vapour Permeability (MVP) and Moisture Vapour Transmission Rate (MVTR) data to support product claims referring to moist wound healing. Internal report. EO.AWM.PCSgen.001.v2 5. Rafter L, Reynolds T, Rafter M. An audit of patient outcomes in the management of skin tears using silicone dressings. Wounds UK. 2016;12(2):70-78. 6. Callaghan R, Chadwick P, Mahoney K, Stephen-Haynes J. Case series evaluation: The use of Allevyn gentle border multisite on chronic wounds. Wounds UK. 2012;8(4):110-118. 7. Hampton S. An evaluation of a silicone adhesive shaped heel dressing. Br J Nurs. 2010;19(6):S30-S33. 8. Smith & Nephew 2017. An open, prospective, randomised, comparative volunteer trial to compare the performance of silicone adhesive dressings. Internal Report. GMCA-DOF-10. 9. Smith & Nephew 2017. An open, prospective, randomised, comparative study to compare the performance of ALLEVYN Gentle Border Multisite with an alternative silicone adhesive dressing. Internal Report. GMCA-DOF-09. 10. Smith & Nephew 2017. ALLEVYN Gentle Border wound model - 10 x 10. Internal Report. DS/17/491/R.